RSARH Series

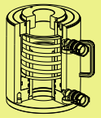

Capacity:
30-150 tons

Stroke:
50-254 mm

Maximum Operating Pressure:
700 bar

RSARH-Series 液壓雙動中空，鋁合金千斤頂

- 鋁合設計，質輕易攜帶。
- 7075-T6鋁合金材質，能以最小重量承最大能力。
- 缸底墊塊預防荷重的危險。
- 主軸及缸壁內外陽極處理防損耐磨且延長使用壽命。
- 多層油封設計，預防金屬材質間互相磨擦，防止側向荷載受損。
- 上螺帽保護主軸超揚昇。
- 各型號均含SQB-3/8UF快速接頭及防塵蓋。

Double-Acting, Hollow Plunger Aluminum Cylinders

※Lightweight, aluminum design for maximum portability.
※7075-T6 Aluminum alloy components for maximum strength and minimum weight.
※Steel base plate protection against load-induced damage.
※Anodizing treatment plunger, surfaces and inner of barrel resists damage and extends cylinder life.
※Composite bearings prevent metal-to-metal contact, increasing cylinder life and esistance to side-load.
※Stop ring for piston blow-out protection.
※SQB-3/8UF coupler and dust cap are included on all models.

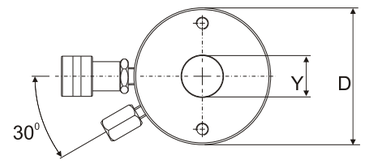

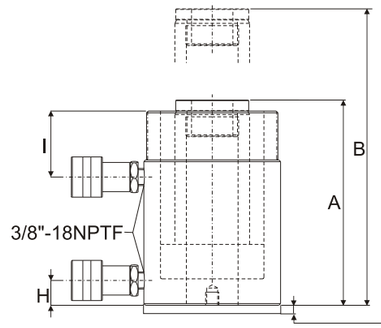

缸底墊塊
Steel base plate：
30tons serial：10mm
50tons serial：12mm
100tons serial：16mm
150tons serial：18mm

缸底墊塊前底座螺孔圖示
This drawing show the base mounting holes of barrel before setting steel base plate.

墊塊/鞍座 Saddle

RSARH-系列 均配有高硬度可移除式溝槽墊塊於起重時具防滑作用。偏心起重時請選用傾斜墊塊。

RSARH-Series are equipped with hardened removable "Ribbed saddles" to prevent slippage during jacking.
For off-center loading application, see optional tilting saddle.

缸底墊塊 Steel Base Plate

- 缸底墊塊作用於保護油壓缸底座免於損壞；不可任意移除。
- 千萬不要使用這些螺孔來安裝其他配件或設備在油壓缸上。

※Do not remove steel base plate in order to protect the cylinder base.
※No attachment to be used on base holes of the Aluminum cylinders.

鋁 VS.鋼性質說明
Aluminum vs. Steel characteristic

- 鋁和鋼材的不同，在於鋁具較低的金屬疲乏。意即鋁合金油壓缸不適用於高重覆性使用。

※Due to different steel & Aluminum characteristics , it is strongly recommended not to be used for high-cycle applications

提把型式 Handle type
(S)：標準配件 standard equipped
(O)：選配 option
● 焊提把 Weldable
★ 吊環螺栓 Eyebolt
▲ 活動提把 Removable strap handles
■ 螺牙式活動提把 Thread

Handle type 提把型式 (S)	Model Number 型號
■	RSARH-302
■	RSARH-306
■	RSARH-3010
■	RSARH-502
■	RSARH-504
■	RSARH-506
■	RSARH-5010
■	RSARH-1002
■	RSARH-1004
■	RSARH-1006
■	RSARH-10010
■	RSARH-1502
■	RSARH-1506
■	RSARH-15010

Cylinder Capacity 能力	Stroke 揚程	Max. Cylinder capacity 最大出力		Cylinder Effective Area 受壓面積		Oil Capacity 使用油量		Min. Height 本身高	Ext. Height 伸長總高	Out. Diam. 外徑	Cyl. Base to Adv. Port 底部前進油孔位置	Cyl. Top to Return Port 頂部回油油孔位置	Center Hole Diam. 中孔直徑	Weight 重量
		Push 推	Pull 拉	Push 推	Pull 拉	Push 推	Pull 拉							
ton(kN)	(mm)	(kN)		(cm^2)		(cm^3)		A (mm)	B (mm)	D (mm)	H (mm)	I (mm)	Y (mm)	(kg)
30 (287)	50.00	287	147	41.0	21.0	235.2	106.6	177.8	228.6	127.0	44.45	44.45	38.1	9.08
	152.00	287	147	41.0	21.0	705.5	319.8	279.4	431.8	127.0	44.45	44.45	38.1	12.71
	254.00	287	147	41.0	21.0	1175.9	533.0	381.0	635.0	127.0	44.45	44.45	38.1	15.89
50 (465)	50.00	465	155	66.40	22.12	356.04	112.5	177.8	228.6	203.2	44.45	44.45	53.98	14.98
	102.00	465	155	66.40	22.12	712.42	225.0	228.6	330.2	203.2	44.45	44.45	53.98	18.61
	152.00	465	155	66.40	22.12	1068.6	337.5	279.4	431.8	203.2	44.45	44.45	53.98	22.25
	254.00	465	155	66.40	22.12	1781.0	562.5	381.0	635.0	203.2	44.45	44.45	53.98	29.51
100 (916)	50.00	916	352	130.8	50.31	680.93	255.8	254.0	304.8	279.4	63.5	63.5	88.9	38.59
	102.00	916	352	130.8	50.31	1361.9	511.7	304.8	406.4	279.4	63.5	63.5	88.9	42.22
	152.00	916	352	130.8	50.31	2042.8	767.5	355.6	508.0	279.4	63.5	63.5	88.9	46.31
	254.00	916	352	130.8	50.31	3388.2	1279.2	457.2	711.2	279.4	63.5	63.5	88.9	59.93
150 (1421)	50.00	1421	406	203.0	58.05	1004.7	294.5	254.0	304.8	304.8	63.5	63.5	88.9	49.49
	152.00	1421	406	203.0	58.05	3013.2	1371.1	355.6	508.0	304.8	63.5	63.5	88.9	59.93
	254.00	1421	406	203.0	58.05	5023.3	1473.0	457.2	711.2	304.8	63.5	63.5	88.9	70.82

Outer Dimension 外部尺寸